

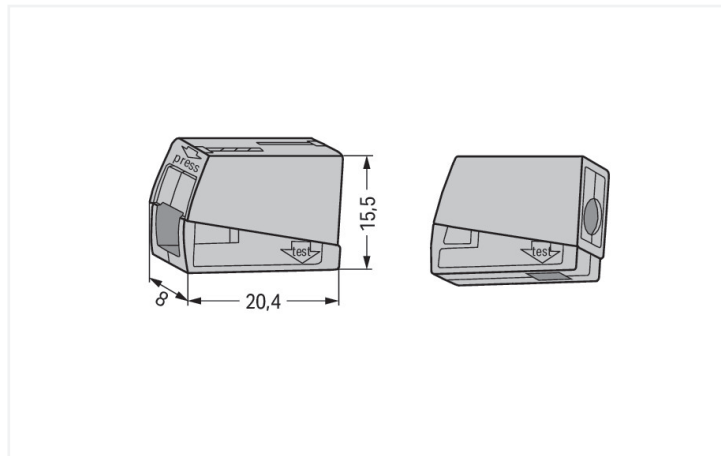
Data Sheet | Item Number: 224-101

Lighting connector; push-button on lighting side; Lighting side: for all conductor types; Inst. side: for solid conductors; 224 Series; max. 2.5 mm²; Surrounding air temperature: max 60°C; 2,50 mm²; gray

<https://www.wago.com/224-101>



Color: gray



Dimensions in mm

Notes

Safety information

in grounded power lines

Electrical data

Ratings per IEC/EN

Ratings per	EN 60664
Nominal voltage (II/2)	400 V
Rated surge voltage (II/2)	4 kV
Rated current	24 A
Legend (ratings)	(II / 2) \triangleq Overvoltage category II / Pollution degree 2

Connection data

Connection points	2
Total number of potentials	1

Connection 1

Connection type 1	Installation side
Connection technology	PUSH WIRE®
Actuation type	Push-in
Connectable conductor materials	Copper Aluminum

Connection 1

Connectable conductor materials (note)	<p>Terminating Aluminum Conductors</p> <p>WAGO spring clamp terminal blocks are suitable for solid aluminum conductors up to 4 mm²/12 AWG if WAGO "Alu-Plus" Contact Paste 249-130 is used for termination.</p> <p>"Alu-Plus" Contact Paste Advantages:</p> <ul style="list-style-type: none"> • Automatically destroys the oxide film during clamping. • Prevents fresh oxidation at the clamping point. • Prevents electrolytic corrosion between aluminum and copper conductors (in the same terminal block). • Provides long-term protection against corrosion. <p>Using terminal blocks with CAGE CLAMP® Spring Pressure Connection Technology, aluminum conductors must first be cleaned with a blade and then immediately be inserted into the clamping units filled with "Alu-Plus" Contact Paste.</p> <p>For spring clamp connections with PUSH WIRE® connection technology, WAGO recommends that the aluminum conductor first be cleaned and then immediately inserted into the clamping unit filled with "Alu-Plus" contact paste.</p> <p>It is also possible to apply WAGO "Alu-Plus" additionally on the whole surface of the aluminum conductor before termination.</p> <p>Please note that the nominal currents must be adapted to the reduced conductivity of the aluminum conductors::</p> <p>2.5 mm² = 16 A 4 mm² = 22 A</p>
--	--

Solid conductor	1 ... 2.5 mm ² / 14 ... 12 AWG
Strip length	9 ... 11 mm / 0.35 ... 0.43 inches
Wiring direction	Side-entry wiring

Connection 2

Connection type 2	Lighting side
Connection technology 2	CAGE CLAMP®
Number of connection points 2	1
Solid conductor 2	0.5 ... 2.5 mm ² / 20 ... 16 AWG
Fine-stranded conductor 2	0.5 ... 2.5 mm ² / 20 ... 16 AWG

Physical data

Width	8 mm / 0.315 inches
Height	15.5 mm / 0.61 inches
Depth	20.4 mm / 0.803 inches

Material data

Note (material data)	Information on material specifications can be found here
Color	gray
Fire load	0.04 MJ
Weight	1.8 g

Environmental requirements

Continuous operating temperature	105 °C
----------------------------------	--------

Commercial data

eCl@ss 10.0	27-14-11-03
eCl@ss 9.0	27-14-11-03
ETIM 8.0	EC000447
ETIM 7.0	EC000447
PU (SPU)	1000 (100) pcs
Packaging type	Box
Country of origin	CH
GTIN	4044918583817
Customs tariff number	85369010000

Approvals / Certificates

General approvals



Approval	Standard	Certificate Name
CSA DEKRA Certification B.V.	C22.2	1053495
UL UL International Germany GmbH	UL 486C	E69654
UL UL International Germany GmbH	EN 60998	CCA-2617-A1
UL UL International Germany GmbH	EN 60998	D-05895-A1 (EN60998-1 EN60998-2-2)
VDE VDE Prüf- und Zertifizierungsinstitut	EN 60998	40022792

Declarations of conformity and manufacturer's declarations

Approval	Standard	Certificate Name
EU-Declaration of Conformity WAGO GmbH & Co. KG	-	-
UK-Declaration of Conformity WAGO GmbH & Co. KG	-	-

Approvals for marine applications



Approval	Standard	Certificate Name
ABS American Bureau of Shipping	-	18-HG1755093-PDA
BV Bureau Veritas S.A.	EN 60998	11914/D0 BV
DNV GL Det Norske Veritas, Germanischer Lloyd	EN 60998	TAE000015T
LR Lloyds Register	EN 60998	LR22207029TA

Downloads

Environmental Product Compliance

Compliance Search

Environmental Product
Compliance 224-101



Documentation

Bid Text

224-101	19.02.2019	xml 3.44 KB	
224-101	21.02.2019	docx 15.52 KB	

CAD/CAE-Data

CAD data

2D/3D Models 224-101



CAE data

EPLAN Data Portal
224-101



WSCAD Universe
224-101



ZUKEN Portal 224-101



1 Compatible Products

1.1 Optional Accessories

1.1.1 Tool

1.1.1.1 "Alu-Plus" contact paste


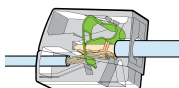


Item No.: 249-130

Syringe; Contents: 20 ml Alu-Plus contact
paste

Installation Notes



Conductor termination



Lighting Connectors (2.5 mm²), 224 Series

Strip conductor to 9 ... 11 mm (0.35 ...
0.43 inch).



Conductor termination



To connect: Press button fully, insert stripped conductor into square entry and release.

To remove: Press button and withdraw conductor.

Conductor termination




To connect: Insert stripped solid conductor into circular entry and push until it hits the backstop.

To remove: Hold conductor to be removed and twist alternately left and right while slightly pulling the connector.

Testing



Testing via separate test ports.



Connecting solid conductors with fine-stranded conductors via lighting connectors (224-101).