



## Data Sheet | Item Number: 221-613

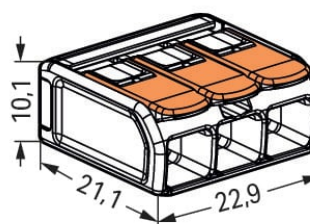

COMPACT Splicing Connector; for all conductor types; max. 6 mm<sup>2</sup>; 3-conductor; with levers; transparent housing; Surrounding air temperature: max 85°C (T85); 6,00 mm<sup>2</sup>; transparent



<https://www.wago.com/221-613>



Color:  transparent



Dimensions in mm

### Your benefits:

- Ease of use – pull the lever up, insert a conductor and push the lever back down
- Available as 2-, 3- and 5-wire connectors
- Easily terminate conductors from 0.5 to 6 mm<sup>2</sup>
- Connection of all conductor types
- Time savings for installers and device manufacturers
- Quickly install devices with higher power consumption
- Safely install long cable runs with larger conductor cross sections
- Mounting carrier for installation conforms to standards
- Custom carriers are possible

## Notes

Safety information in grounded power lines

## Electrical data

## Ratings per IEC/EN

Ratings per	EN 60664
Nominal voltage (II/2)	450 V
Rated surge voltage (II/2)	4 kV
Rated current	41 A
Legend (ratings)	(II / 2) $\hat{=}$ Overvoltage category II / Pollution degree 2

## Ratings per UL 1059

Approvals per	UL 486C
Rated voltage UL (Use Group C)	600 V
Rated current UL (Use Group C)	30 A

## Connection data

Connection points	3
Total number of potentials	1

## Connection 1

Connection technology	CAGE CLAMP®
Actuation type	Lever
Connectable conductor materials	Copper
Nominal cross-section	6 mm <sup>2</sup> / 10 AWG
Solid conductor	0.5 ... 6 mm <sup>2</sup> / 20 ... 10 AWG
Stranded conductor	0.5 ... 6 mm <sup>2</sup> / 20 ... 10 AWG
Fine-stranded conductor	0.5 ... 6 mm <sup>2</sup> / 20 ... 10 AWG
Strip length	12 ... 14 mm / 0.47 ... 0.55 inches
Wiring direction	Side-entry wiring

## Physical data

Width	22.9 mm / 0.902 inches
Height	10.1 mm / 0.398 inches
Depth	21.1 mm / 0.831 inches

## Material data

Note (material data)	<a href="#">Information on material specifications can be found here</a>
Color	transparent
Cover color	transparent
Insulation material	Polycarbonate (PC)
Flammability class per UL94	V2
Fire load	0.073 MJ
Actuator color	orange
Weight	4 g

### Environmental requirements

Continuous operating temperature	105 °C
Temperature marking per EN 60998	T85

### Commercial data

eCl@ss 10.0	27-14-11-04
eCl@ss 9.0	27-14-11-04
ETIM 8.0	EC000446
ETIM 7.0	EC000446
PU (SPU)	300 (30) pcs
Packaging type	Box
Country of origin	CH
GTIN	4055143715416
Customs tariff number	85369010000

### Approvals / Certificates

#### General approvals



Approval	Standard	Certificate Name
CB DEKRA Certification B.V.	IEC 60998	NL-81003
ENEC 05 DEKRA Certification B.V.	EN 60998	71-123784
UL_Listed_64KA UL International Germany GmbH	UL 467	E201573
UL UL International Germany GmbH	UL 486C	E69654

#### Declarations of conformity and manufacturer's declarations

Approval	Standard	Certificate Name
EU-Declaration of Conformity WAGO GmbH & Co. KG	-	-
UK-Declaration of Conformity WAGO GmbH & Co. KG	-	-

#### Approvals for marine applications



Approval	Standard	Certificate Name
ABS American Bureau of Shipping	EN 60998	18-HG1755093-PDA
DNV GL Det Norske Veritas, Germanischer Lloyd	EN 60998	TAE000015T
LR Lloyds Register	EN 60998	LR22207029TA

### Downloads

#### Environmental Product Compliance

Compliance Search	
Environmental Product Compliance 221-613	↓

## Documentation

Bid Text			
221-613	19.02.2019	xml 3.48 KB	↓
221-613	23.01.2019	docx 15.05 KB	↓
ausschreiben.de 221-613			↓

## CAD/CAE-Data

CAD data	
2D/3D Models 221-613	↓

CAE data	
EPLAN Data Portal 221-613	↓
ZUKEN Portal 221-613	↓

## 1 Compatible Products

### 1.1 Optional Accessories

#### 1.1.1 General accessories

##### 1.1.1.1 Moisture protection



**Item No.: 207-1431**  
Gelbox; Branch; for cables; with gel; 221 Series; max. 6 mm<sup>2</sup> connectors; without splicing connectors; Size 1; gray

**Item No.: 207-1433**  
Gelbox; Branch; for cables; with gel; 221 Series; max. 6 mm<sup>2</sup> connectors; without splicing connectors; Size 3; gray

#### 1.1.2 Jumper

##### 1.1.2.1 Jumper



**Item No.: 221-941/000-006**  
Jumper; for conductor entry; 2-way; insulated; blue

**Item No.: 221-942/000-006**  
Jumper; for conductor entry; 2-way; insulated; blue

**Item No.: 221-941**  
Jumper; for conductor entry; 2-way; insulated; dark gray

**Item No.: 221-942**  
Jumper; for conductor entry; 2-way; insulated; dark gray

##### 1.1.3 Mounting adapter

### 1.1.3.1 Mounting accessories



**Item No.: 221-510/000-006**

Mounting carrier; 221 Series - 6 mm<sup>2</sup>; for DIN-35 rail mounting/screw mounting; blue



**Item No.: 221-510/000-053**

Mounting carrier; 221 Series - 6 mm<sup>2</sup>; for DIN-35 rail mounting/screw mounting; dark gray-yellow

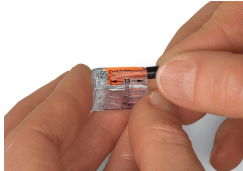


**Item No.: 221-510**


Mounting carrier; 221 Series - 6 mm<sup>2</sup>; for DIN-35 rail mounting/screw mounting; orange

## Installation Notes


### Conductor termination



Leiter 12 ... 14 mm abisolieren.




Termination: Lift the lever to open the clamping unit and insert a stripped conductor.




Then, lower the lever to close the clamp.


## Application



Wiring fine-stranded conductors in junction boxes.



Custom low-voltage lighting system



Lighting distribution in a ceiling canopy



Pendant light connection in a suspended ceiling



COMPACT Splicing Connectors for All Conductor Types (6 mm<sup>2</sup>), 221 Series