


## Data Sheet | Item Number: 221-413

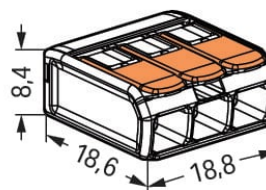

COMPACT Splicing Connector; for all conductor types; max. 4 mm<sup>2</sup>; 3-conductor; with levers; transparent housing; Surrounding air temperature: max 85°C (T85); 4,00 mm<sup>2</sup>; transparent



<https://www.wago.com/221-413>



Color:  transparent



Dimensions in mm

### Your benefits:

- Ease of use – pull the lever up, insert a conductor and push the lever back down
- Available as 2-, 3- and 5-wire connectors
- Easily terminate conductors from 0.14 to 4 mm<sup>2</sup>
- Connect solid, stranded and fine-stranded conductors
- Save time for installers and device manufacturers
- Quickly install devices with higher power consumption
- Safely install long cable runs with larger conductor cross sections
- Mounting carrier for installation conforms to standards
- Custom carriers are possible

## Notes

Safety information in grounded power lines

## Electrical data

## Ratings per IEC/EN

Ratings per	EN 60664
Nominal voltage (II/2)	450 V
Rated surge voltage (II/2)	4 kV
Rated current	32 A
Legend (ratings)	(II / 2) $\triangleq$ Overvoltage category II / Pollution degree 2

## Ratings per UL 1059

Approvals per	UL 486C
Rated voltage UL (Use Group C)	600 V
Rated current UL (Use Group C)	20 A

## Connection data

Connection points	3
Total number of potentials	1

## Connection 1

Connection technology	CAGE CLAMP®
Actuation type	Lever
Connectable conductor materials	Copper
Nominal cross-section	4 mm <sup>2</sup> / 12 AWG
Solid conductor	0.2 ... 4 mm <sup>2</sup> / 24 ... 12 AWG
Stranded conductor	0.2 ... 4 mm <sup>2</sup> / 24 ... 12 AWG
Fine-stranded conductor	0.14 ... 4 mm <sup>2</sup> / 24 ... 12 AWG
Strip length	11 mm / 0.43 inches
Wiring direction	Side-entry wiring

## Physical data

Width	18.8 mm / 0.74 inches
Height	8.6 mm / 0.327 inches
Depth	18.8 mm / 0.732 inches

## Material data

Note (material data)	<a href="#">Information on material specifications can be found here</a>
Color	transparent
Insulation material	Polycarbonate (PC)
Flammability class per UL94	V2
Fire load	0.064 MJ
Actuator color	orange
Weight	2.5 g

## Environmental requirements

Continuous operating temperature	105 °C
Temperature marking per EN 60998	T85

## Commercial data

Product Group	7 (Push Wire Conn.)
eCl@ss 10.0	27-14-11-04
eCl@ss 9.0	27-14-11-04
ETIM 8.0	EC000446
ETIM 7.0	EC000446
PU (SPU)	500 (50) pcs
Packaging type	Box
Country of origin	DE
GTIN	4050821808442
Customs tariff number	85369010000

## Approvals / Certificates

### General approvals



Approval	Standard	Certificate Name
CCA DEKRA Certification B.V.	EN 60998	NTR NL-7827
ENEC 05 DEKRA Certification B.V.	EN 60998	71-113253 REV.1
UL_Listed_64KA UL International Germany GmbH	UL 467	E201573
UL UL International Germany GmbH	UL 486C	E69654

### Declarations of conformity and manufacturer's declarations

Approval	Standard	Certificate Name
EU-Declaration of Conformity WAGO GmbH & Co. KG	-	-
UK-Declaration of Conformity WAGO GmbH & Co. KG	-	-

### Approvals for marine applications



Approval	Standard	Certificate Name
ABS American Bureau of Shipping	-	18-HG1755093-PDA
DNV GL Det Norske Veritas, Germanischer Lloyd	EN 60998	TAE000015T
LR Lloyds Register	EN 60998	LR22207029TA

## Downloads

### Environmental Product Compliance

Compliance Search	
Environmental Product Compliance 221-413	↓

## Documentation

Bid Text			
221-413	19.02.2019	xml 3.43 KB	↓
221-413	23.01.2019	docx 15.29 KB	↓
ausschreiben.de 221-413			↓

## CAD/CAE-Data

CAD data	
2D/3D Models 221-413	↓

CAE data	
EPLAN Data Portal 221-413	↓
ZUKEN Portal 221-413	↓

## 1 Compatible Products

### 1.1 Optional Accessories

#### 1.1.1 General accessories

##### 1.1.1.1 Empty housings



**Item No.: 207-4301**  
 Junction box; Branch; for multicore cables; 221 Series; max. 4 mm<sup>2</sup> connectors; without splicing connectors; white

##### 1.1.1.2 Moisture protection



**Item No.: 207-1331**  
 Gelbox; Branch; for cables; with gel; 221, 2x73 Series; max. 4 mm<sup>2</sup> connectors; without splicing connectors; Size 1; gray



**Item No.: 207-1333**  
 Gelbox; Branch; for cables; with gel; 221, 2x73 Series; max. 4 mm<sup>2</sup> connectors; without splicing connectors; Size 3; gray

### 1.1.2 Jumper

### 1.1.2.1 Jumper



**Item No.: 221-941/000-006**

Jumper; for conductor entry; 2-way; insulated; blue

**Item No.: 221-942/000-006**

Jumper; for conductor entry; 2-way; insulated; blue

**Item No.: 221-941**

Jumper; for conductor entry; 2-way; insulated; dark gray

**Item No.: 221-942**

Jumper; for conductor entry; 2-way; insulated; dark gray

### 1.1.3 Mounting adapter

#### 1.1.3.1 Mounting accessories



**Item No.: 221-500/000-006**

Mounting carrier; 221 Series - 4 mm<sup>2</sup>; for DIN-35 rail mounting/screw mounting; blue

**Item No.: 221-500/000-053**

Mounting carrier; 221 Series - 4 mm<sup>2</sup>; for DIN-35 rail mounting/screw mounting; dark gray-yellow

**Item No.: 221-500**

Mounting carrier; 221 Series - 4 mm<sup>2</sup>; for DIN-35 rail mounting/screw mounting; orange

**Item No.: 221-503/000-004**

Mounting carrier; for 3-conductor terminal blocks; 221 Series - 4 mm<sup>2</sup>; for screw mounting; black



**Item No.: 221-503**

Mounting carrier; for 3-conductor terminal blocks; 221 Series - 4 mm<sup>2</sup>; for screw mounting; white

**Item No.: 221-513/000-004**

Mounting carrier; for 3-conductor terminal blocks; 221 Series - 4 mm<sup>2</sup>; with snap-in mounting foot for horizontal mounting; black

**Item No.: 221-513**

Mounting carrier; for 3-conductor terminal blocks; 221 Series - 4 mm<sup>2</sup>; with snap-in mounting foot for horizontal mounting; white

**Item No.: 221-523/000-004**

Mounting carrier; for 3-conductor terminal blocks; 221 Series - 4 mm<sup>2</sup>; with snap-in mounting foot for vertical mounting; black






**Item No.: 221-523**

Mounting carrier; for 3-conductor terminal blocks; 221 Series - 4 mm<sup>2</sup>; with snap-in mounting foot for vertical mounting; white

### Installation Notes

#### Conductor termination




Strip conductor to 11 mm (0.43 inch).

Termination: Lift the lever to open the clamping unit and insert a stripped conductor.

Then, lower the lever to close the clamp.

### Application



Wiring fine-stranded conductors in junction boxes.

Custom low-voltage lighting system

Lighting distribution in a ceiling canopy

Pendant light connection in a suspended ceiling



COMPACT Splicing Connectors for All Conductor Types (4 mm<sup>2</sup>), 221 Series



Compact, lever-operated splicing connectors:

Tool-free connection of up to five stripped, fine-stranded conductors from 0.14 ... 4 mm<sup>2</sup>, as well as solid or stranded conductors from 0.2 ... 4 mm<sup>2</sup> (24 ... 12 AWG).

How they work:

Pull up an orange lever to open the clamping unit. Then insert the conductor and push the lever back down, flush with the connector housing.

Safety:

The lever's specially designed rest position reliably prevents accidental unclamping of a connected conductor.

Application safety, for any type of conductor (solid, stranded, fine-stranded), is confirmed by approvals like ENEC or UL.