

# PRODUCT FAMILY DATASHEET

## LEDVANCE OUTDOOR LED FACADE INDIRECT

Luminaires with rotatable head and indirect light



---

### AREAS OF APPLICATION

- Outdoor
- Building facades
- Decorative illumination

---

### PRODUCT BENEFITS

- Energy-efficient thanks to LED technology
- 5 years guarantee
- Easy and quick installation
- Homogeneous light output

---

### PRODUCT FEATURES

- Bright and functional outdoor LED luminaires
- Type of protection: IP54
- Die-cast aluminum housing
- Available in two housing colors: white and dark gray
- Swivel angle: 90°
- Diffuser made of opal PMMA



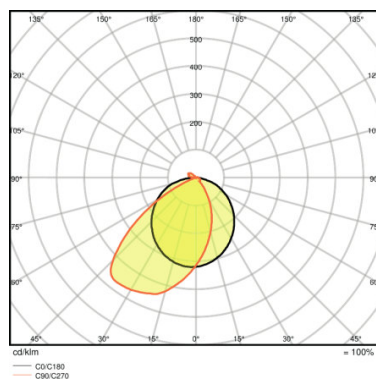
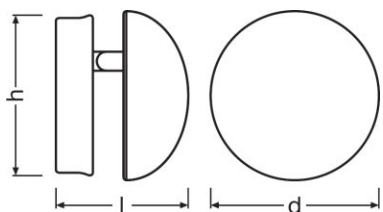
TECHNICAL DATA

Product description	Electrical data						Photometrical data	Light technical data	Dimensions & weight		Colors & materials
	Operating mode	Mains frequency	Power factor λ	Nominal wattage	Nominal voltage	Nominal current			Luminous flux	Beam angle	
LED FACADE INDIRECT 13 W 3000 K RD GY <sup>1)</sup>	Mains voltage	50/60 Hz	>0.5	13.00 W	220...240 V	0.063 A	480 lm	240 °	150.0 mm	118.0 mm	Gray
LED FACADE INDIRECT 13 W 3000 K RD WT <sup>1)</sup>	Mains voltage	50/60 Hz	>0.5	13.00 W	220...240 V	0.063 A	640 lm	240 °	150.0 mm	118.0 mm	White

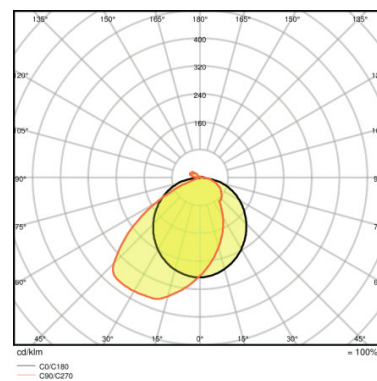
Product description	Temperatures & operating conditions	Lifespan	Additional product data	Capabilities			Certificates & standards
	Ambient temperature range	Lifespan L70 at 25 °C	Mounting location	Type of connection	LED module replaceable	Dimmable	
LED FACADE INDIRECT 13 W 3000 K RD GY <sup>1)</sup>	-20...40 °C	30000 h	Wall	Terminal, 3-Pole (L, N, PE)	Not replaceable	No	IP54
LED FACADE INDIRECT 13 W 3000 K RD WT <sup>1)</sup>	-20...40 °C	30000 h	Wall	Terminal, 3-Pole (L, N, PE)	Not replaceable	No	IP54

Product description	Protection class	Protection class IK (shock resistance)	Photobiological safety group	Standards
LED FACADE INDIRECT 13 W 3000 K RD GY <sup>1)</sup>	I	IK06	RG 0	CE
LED FACADE INDIRECT 13 W 3000 K RD WT <sup>1)</sup>	I	IK06	RG 0	CE

<sup>1)</sup> Available from February 2018



LED FACADE INDIRECT 13 W 3000 K RD GY



LED FACADE INDIRECT 13 W 3000 K RD WT

LED FACADE INDIRECT 13 W 3000 K RD GY, LED FACADE INDIRECT 13 W 3000 K RD WT

### EQUIPMENT / ACCESSORIES

- Complete mounting and connecting accessories included

### APPLICATION ADVICE

For more detailed application information and graphics please see product datasheet.

### LOGISTICAL DATA

Product code	Product description	Packaging unit (Pieces/Unit)	Dimensions (length x width x height)	Volume	Gross weight
4058075075016	LED FACADE INDIRECT 13 W 3000 K RD GY	Shipping carton box 6	300 mm x 275 mm x 185 mm	15.26 dm <sup>3</sup>	5308.00 g
4058075075030	LED FACADE INDIRECT 13 W 3000 K RD WT	Shipping carton box 6	300 mm x 275 mm x 185 mm	15.26 dm <sup>3</sup>	5308.00 g

Product code	Product description	Packaging unit (Pieces/Unit)	Dimensions (length x width x height)	Volume	Gross weight
--------------	---------------------	------------------------------	--------------------------------------	--------	--------------

The mentioned product code describes the smallest quantity unit which can be ordered. One shipping unit can contain one or more single products. When placing an order, for the quantity please enter single or multiples of a shipping unit.

---

#### REFERENCES / LINKS

For Guarantee see

▶ [www.ledvance.com/guarantee](http://www.ledvance.com/guarantee)

---

#### DISCLAIMER

Subject to change without notice. Errors and omission excepted. Always make sure to use the most recent release.