

# PRODUCT FAMILY DATASHEET

## LEDVANCE OUTDOOR LED SURFACE SQUARE

Wall and ceiling luminaires with modern design in square shape



---

### AREAS OF APPLICATION

- Outdoor
- Building facades
- Gardens, balconies and other outdoor areas

---

### PRODUCT BENEFITS

- Energy-efficient thanks to LED technology
- 5 years guarantee
- Easy and quick installation
- Homogeneous light output

---

### PRODUCT FEATURES

- Bright and functional outdoor LED luminaires
- Type of protection: IP54
- Die-cast aluminum housing
- Available in two housing colors: white and dark gray
- Diffuser made of opal polycarbonate



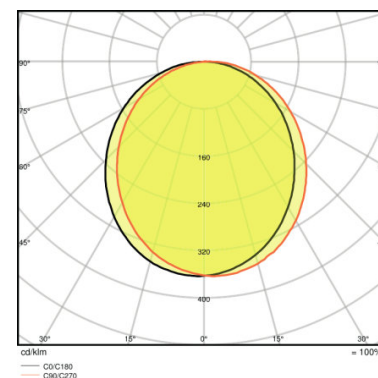
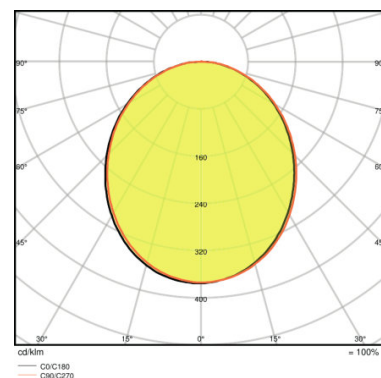
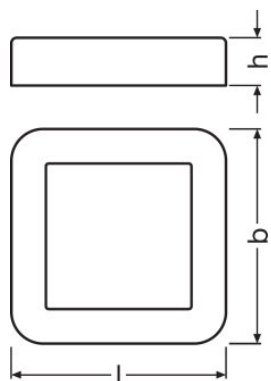
**TECHNICAL DATA**

Product description	Electrical data						Photometrical data	Light technical data	Dimensions & weight		
	Operating mode	Mains frequency	Power factor λ	Nominal wattage	Nominal voltage	Nominal current	Luminous flux	Beam angle	Length	Width	Height
LED SURFACE SQUARE 13 W 3000 K GY <sup>1)</sup>	Mains voltage	50/60 Hz	>0.5	13.00 W	220...240 V	0.063 A	480 lm	100.00 °	202.0 mm	202.0 mm	45.0 mm
LED SURFACE SQUARE 13 W 3000 K WT <sup>1)</sup>	Mains voltage	50/60 Hz	>0.5	13.00 W	220...240 V	0.063 A	600 lm	100.00 °	202.0 mm	202.0 mm	45.0 mm

Product description	Colors & materials	Temperatures & operating conditions	Lifespan	Additional product data	Capabilities		
	Product color	Ambient temperature range	Lifespan L70 at 25 °C	Mounting location	Type of connection	LED module replaceable	Dimmable
LED SURFACE SQUARE 13 W 3000 K GY <sup>1)</sup>	Gray	-20...40 °C	30000 h	Ceiling / Wall	Terminal, 3-Pole (L, N, PE)	Not replaceable	No
LED SURFACE SQUARE 13 W 3000 K WT <sup>1)</sup>	White	-20...40 °C	30000 h	Ceiling / Wall	Terminal, 3-Pole (L, N, PE)	Not replaceable	No

Product description	Certificates & standards				
	Type of protection	Protection class	Protection class IK (shock resistance)	Photobiological safety group	Standards
LED SURFACE SQUARE 13 W 3000 K GY <sup>1)</sup>	IP54	I	IK06	RG 0	CE
LED SURFACE SQUARE 13 W 3000 K WT <sup>1)</sup>	IP54	I	IK06	RG 0	CE

<sup>1)</sup> Available from February 2018



LED SURFACE SQUARE 13 W 3000 K GY,  
LED SURFACE SQUARE 13 W 3000 K WT

LED SURFACE SQUARE 13 W 3000 K GY

LED SURFACE SQUARE 13 W 3000 K WT

**EQUIPMENT / ACCESSORIES**

- Complete mounting and connecting accessories included

**APPLICATION ADVICE**

For more detailed application information and graphics please see product datasheet.

**LOGISTICAL DATA**

Product code	Product description	Packaging unit (Pieces/Unit)	Dimensions (length x width x height)	Volume	Gross weight
4058075074934	LED SURFACE SQUARE 13 W 3000 K GY	Shipping carton box 6	470 mm x 255 mm x 215 mm	25.77 dm <sup>3</sup>	6094.00 g
4058075074958	LED SURFACE SQUARE 13 W 3000 K WT	Shipping carton box 6	470 mm x 255 mm x 215 mm	25.77 dm <sup>3</sup>	6094.00 g

Product code	Product description	Packaging unit (Pieces/Unit)	Dimensions (length x width x height)	Volume	Gross weight
--------------	---------------------	------------------------------	--------------------------------------	--------	--------------

The mentioned product code describes the smallest quantity unit which can be ordered. One shipping unit can contain one or more single products. When placing an order, for the quantity please enter single or multiples of a shipping unit.

---

#### REFERENCES / LINKS

For Guarantee see

▶ [www.ledvance.com/guarantee](http://www.ledvance.com/guarantee)

---

#### DISCLAIMER

Subject to change without notice. Errors and omission excepted. Always make sure to use the most recent release.