



# MASTER LEDtube EM/ Mains T8

## MAS LEDtube 900mm HO 12W 840 T8

The Philips MASTER LEDtube integrates a LED light source into a traditional fluorescent form factor. Its unique design creates a perfectly uniform visual appearance which cannot be distinguished from traditional fluorescent. For those that are looking for value for money within limited budget and re-lamping efforts for better light effect and lifetime.

### Product data

General Information	
Cap-Base	G13 [ Medium Bi-Pin Fluorescent]
RoHS mark	RoHS mark
Nominal Lifetime (Nom)	50000 h
Switching Cycle	200000X
B50L70	50000 h h

Light Technical	
Color Code	840 [ CCT of 4000K]
Beam Angle (Nom)	160 °
Luminous Flux (Nom)	1575 lm
Luminous Flux (Rated) (Nom)	1575 lm
Rated Beam Angle	160 °
Correlated Color Temperature (Nom)	4000 K
Color Consistency	<6
Color Rendering Index (Nom)	83
LLMF At End Of Nominal Lifetime (Nom)	70 %

Operating and Electrical	
Input Frequency	50 to 60 Hz

Power (Rated) (Nom)	12 W
Lamp Current (Max)	57 mA
Lamp Current (Min)	51 mA
Starting Time (Nom)	0.5 s
Warm Up Time to 60% Light (Nom)	0.5 s
Power Factor (Nom)	0.9
Voltage (Nom)	220-240 V

Temperature	
T-Ambient (Max)	45 °C
T-Ambient (Min)	-20 °C
T-Storage (Max)	65 °C
T-Storage (Min)	-40 °C
T-Case Maximum (Nom)	50 °C

Controls and Dimming	
Dimmable	No

# MASTER LEDtube EM/Mains T8

## Mechanical and Housing

Product Length 900 mm

## Approval and Application

Energy Efficiency Label (EEL) A++

Energy Saving Product Yes

Approval Marks TUV CE marking RoHS compliance KEMA Keur certificate

Energy Consumption kWh/1000 h 12 kWh

## Product Data

Full product code 871869668708600

Order product name MAS LEDtube 900mm HO 12W 840 T8

EAN/UPC - Product 8718696687086

Order code 929001298402

Numerator - Quantity Per Pack 1

Numerator - Packs per outer box 10

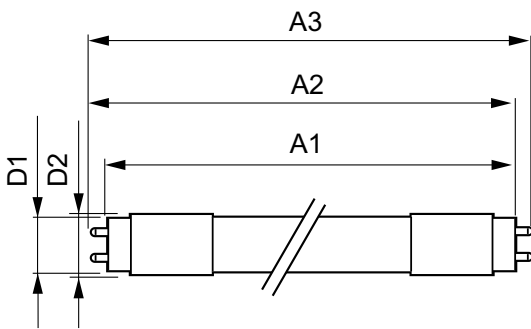
Material Nr. (12NC) 929001298402

Net Weight (Piece) 0.174 kg

## Warnings and Safety

- NOTES: The overall energy efficiency and light distribution of any installation that uses these lamps are determined by the design of the installation.

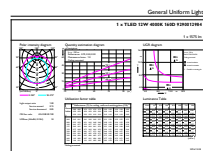
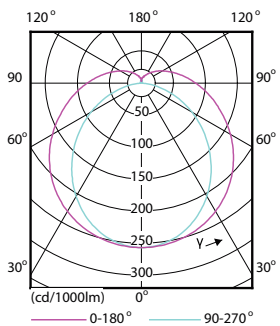
## Dimensional drawing



TLED 3ft 12W-30W 1575lm 160D 4000K G13ND

Product	D1	D2	A1	A2	A3
MAS LEDtube 900mm HO 12W 840 T8	25.78 mm	28 mm	893.3 mm	900.4 mm	907.5 mm

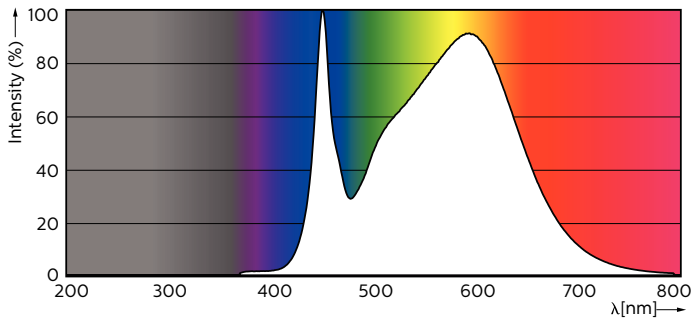
## Photometric data



LEDtube 900mm HO 12W840 T8

# MASTER LEDtube EM/Mains T8

## Photometric data



## Lifetime

